

KC5FB60HRT

Thyristors
600V, 5A

Feature

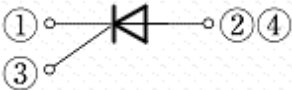
- Small SMD
- High Voltage
- High Sensitivity
- Tj=150°C
- Suitable for an Inrush Current Protection Circuit
- Pb free terminal
- RoHS:Yes

OUTLINE

Package (House Name): FB
Package (JEDEC Code): TO-252AA



Equivalent circuit



Absolute Maximum Ratings (unless otherwise specified : Tc=25°C)

Item	Symbol	Conditions	Ratings	Unit
Storage temperrature	T _{stg}		-55 to 150	°C
Junction temperature	T _j		-40 to 150	°C
Repetitive peak off-state voltage	V _{DRM}	RGK=220Ω	600	V
Repetitive peak reverse voltage	V _{RRM}	(not guaranteed)	-	V
Average on-state Current	I _{T(AV)}	Tc=123°C, 60Hz sine wave, θ=180°	5	A
Peak surge on-state current	I _{TSM}	Tj=25°C, 60Hz sine wave, θ=180°, Non repetitive	90	A
Current squared time	I ² t	Tj=25°C, tp=8.3ms, Non repetitive	33.6	A ² s
Peak gate dissipation	P _{FGM}	f≥60Hz, Duty≤10%	2	W
Average gate dissipation	P _{FG(AV)}		0.2	W
Peak gate forward current	I _{FGM}	f=60Hz, Duty≤10%	0.3	A
Peak gate reverse voltage	V _{RGM}		6	V
Critical rate of rise of on-state current	di/dt		50	A/μs

※ :See the original Specifications

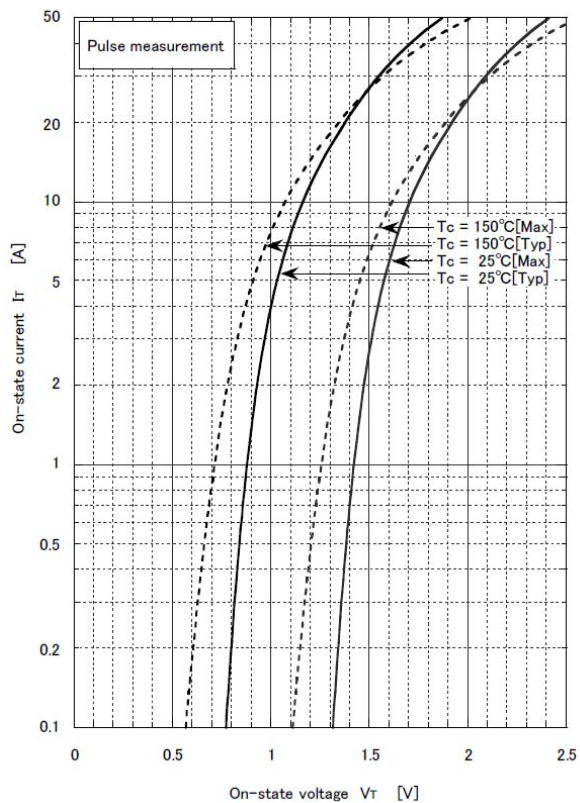
Electrical Characteristics (unless otherwise specified : Tc=25°C)

Item	Symbol	Conditions	Ratings			Unit
			MIN	TYP	MAX	
Repetitive off-state current	I_{DRM}	VD=600V, RGK=220Ω, Pulse measurement			10	μA
On-state voltage	V_T	IT=15A, Pulse measurement			1.8	V
Gate trigger voltage	V_{GT}	VD=6V, RL=100Ω, Pulse measurement			0.8	V
Gate trigger current	I_{GT}	VD=6V, RL=100Ω, Pulse measurement	1		100	μA
Gate non-trigger voltage	V_{GD}	Tj=150°C, VD=1/2VDRM, RGK=220Ω	0.1			V
Holding Current	I_H	IT=0.1A, RGK=220Ω	0.2		5	mA
Thermal Resistance	Rth(j-c)	Junction to case			3	°C/W

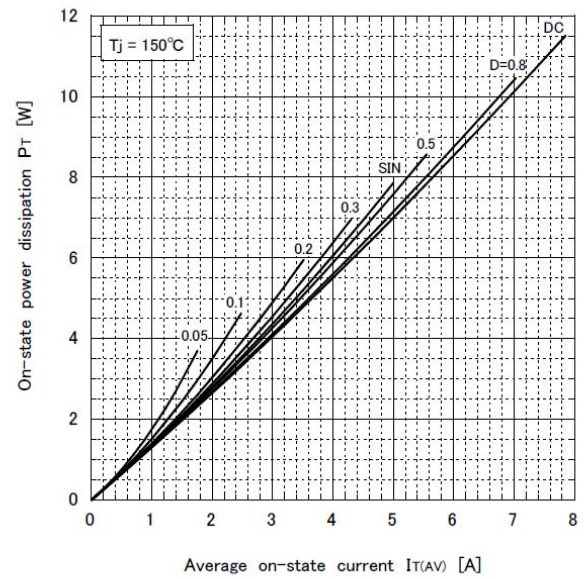
※ :See the original Specifications

CHARACTERISTIC DIAGRAMS

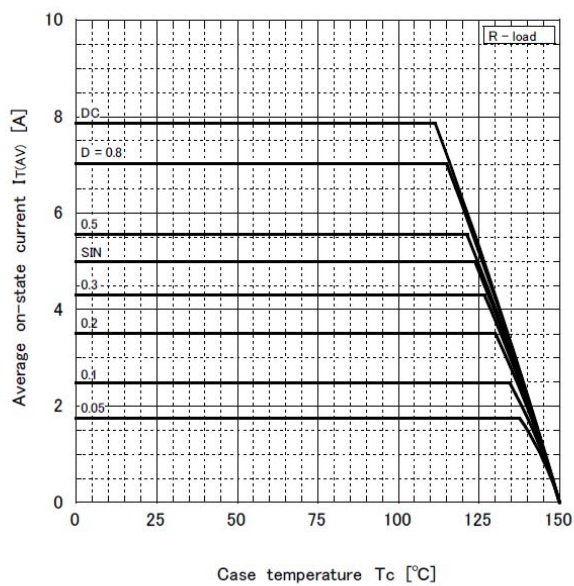
On-state voltage – On-state current



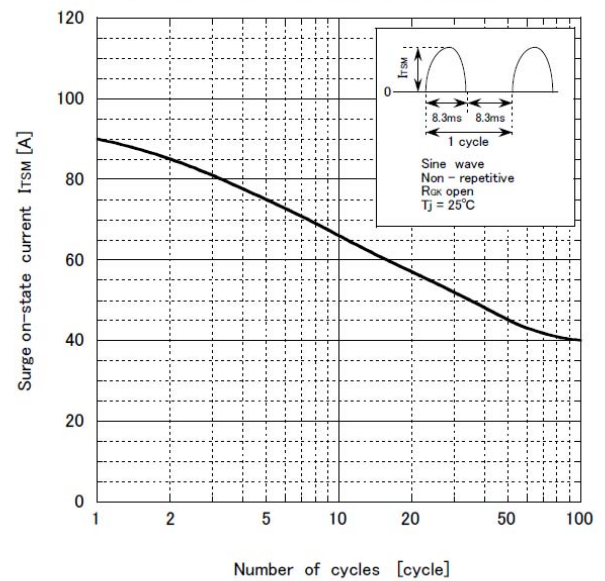
On-state power dissipation

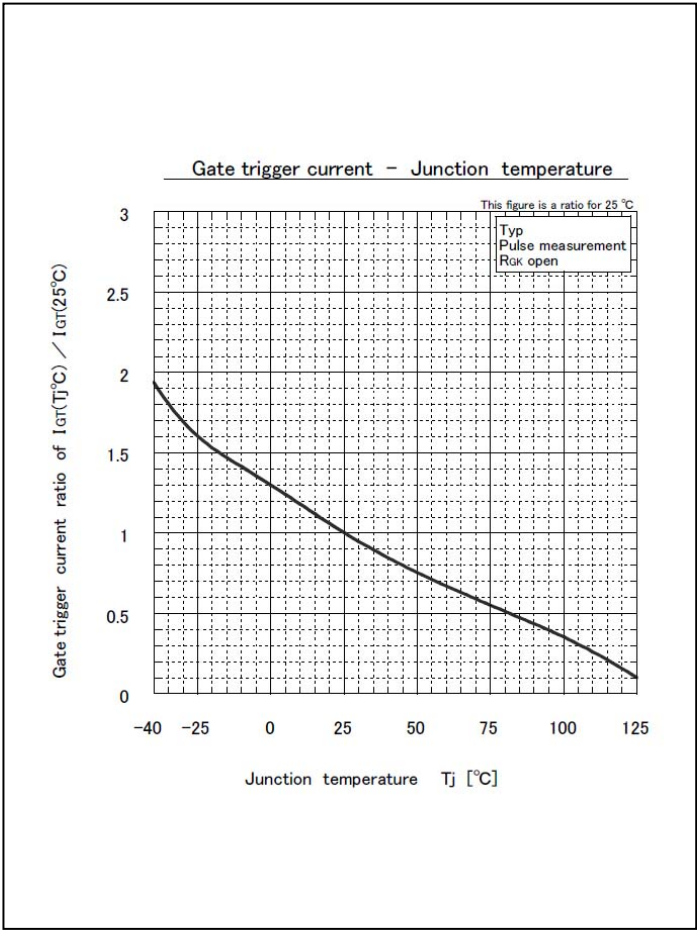
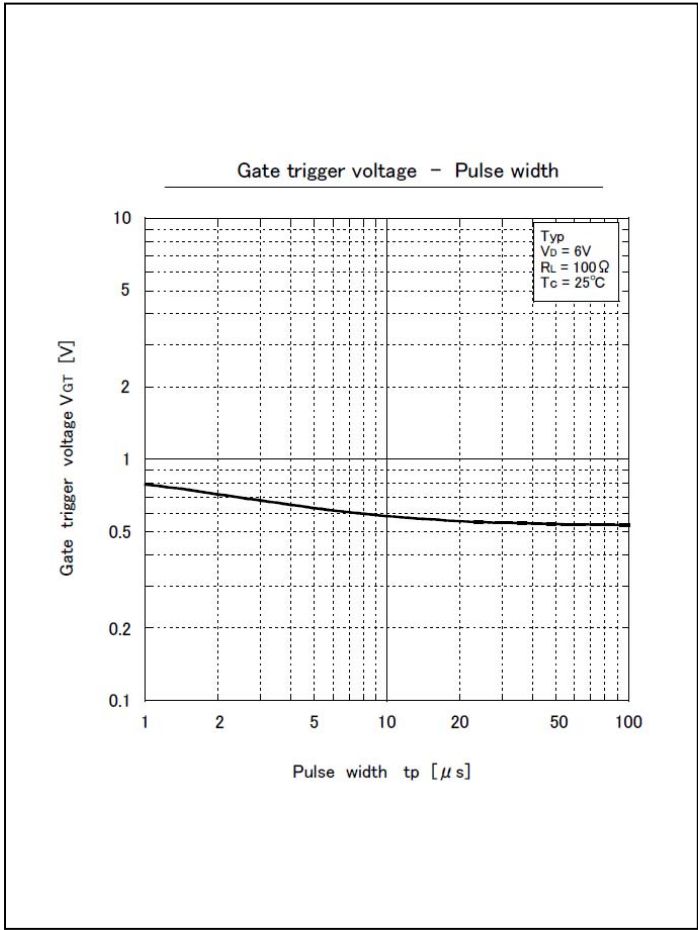
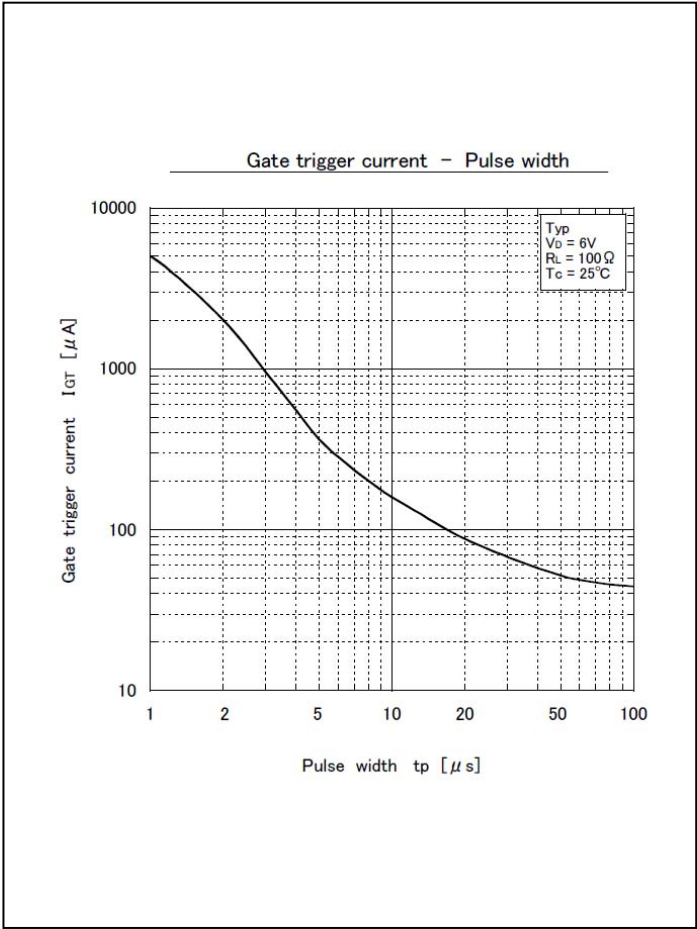
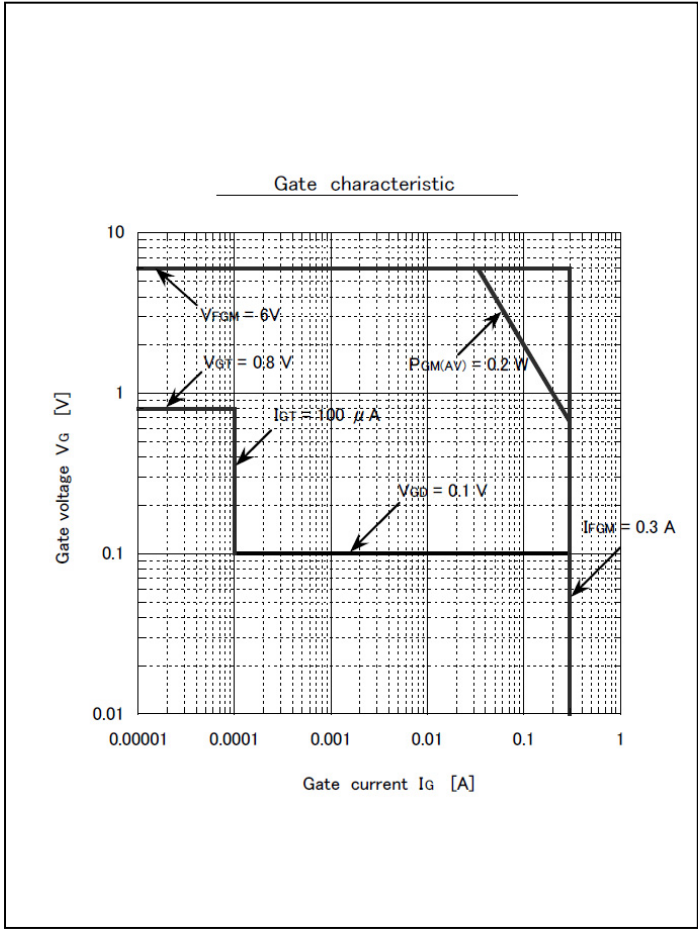


Derating curve $T_c - I_{T(AV)}$

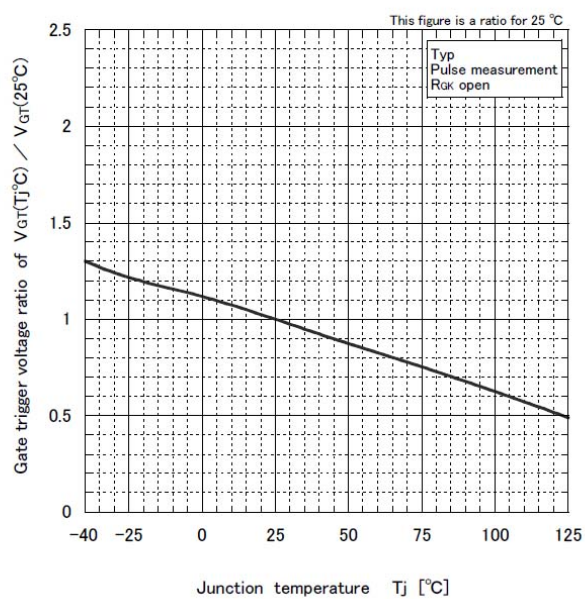


Surge on-state current capability

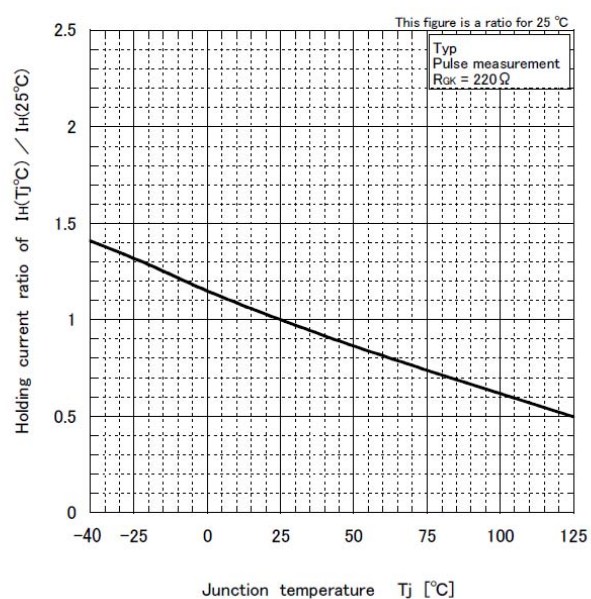




Gate trigger voltage - Junction temperature

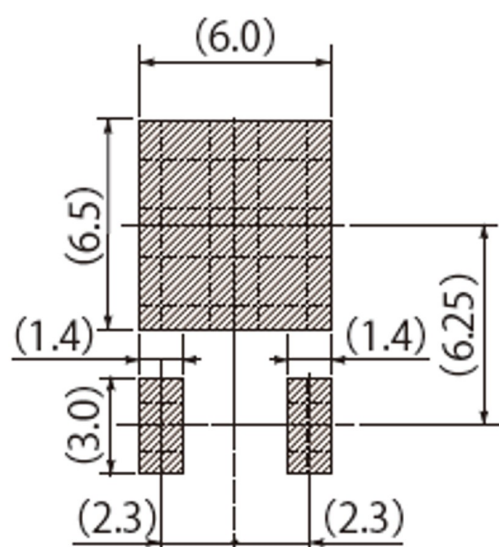
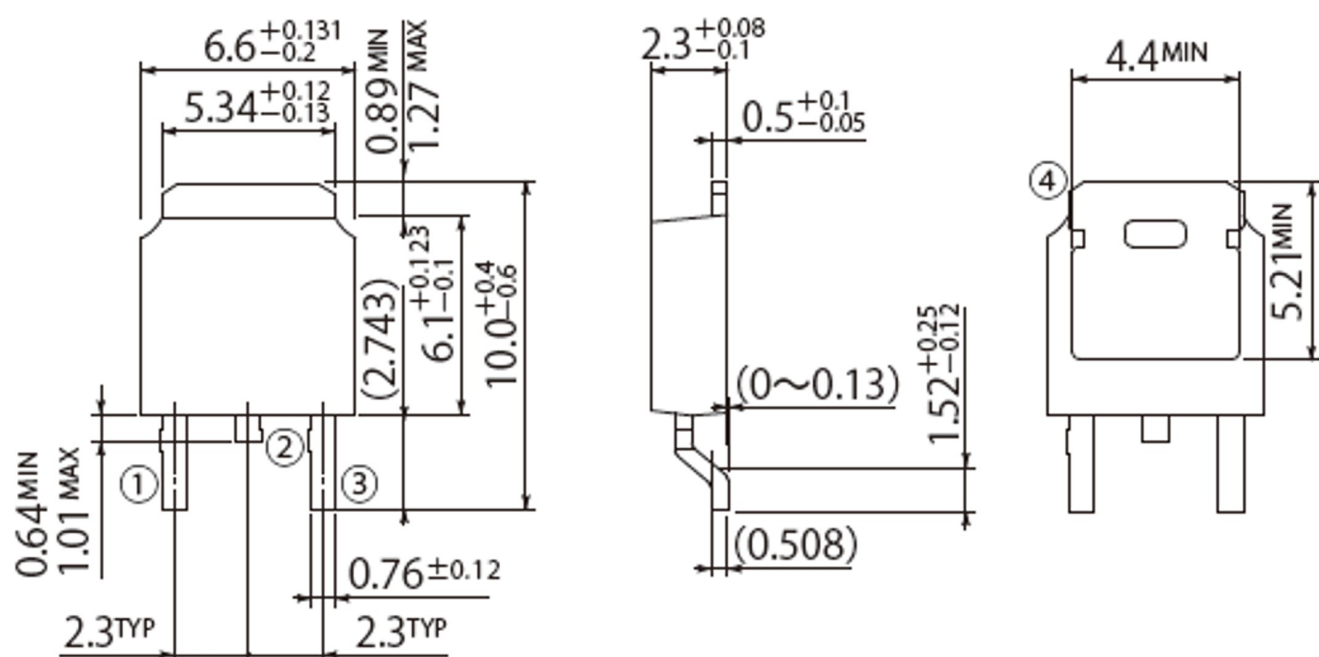


Holding current - Junction temperature



G2

JEDEC Code	TO-252AA
JEITA Code	—
House Name	FB



Referential Soldering Pad

1. If you wish to use any such product, please be sure to refer to the specifications issued by Shindengen.
2. All products described or contained herein are designed with a quality level intended for use in standard applications requiring an ordinary level of reliability. If these products are to be used in equipment or devices for special or specific applications requiring an extremely high grade of quality or reliability in which failures or malfunctions of products may directly affect human life or health, a local Shindengen office must be contacted in advance to confirm that the intended use of the product is appropriate. Shindengen products are grouped into the following three applications according to the quality grade.
 - 【Standard applications】
Computers, office automation and other office equipment, communication terminals, test and measurement equipment, audio/visual equipment, amusement equipment, consumer electronics, machine tools, personal electronic equipment, industrial equipment, etc.
 - 【Special applications】
Transportation equipment (vehicles, ships, etc.), trunk-line communication equipment, traffic signal control systems, anti-disaster/crime systems, safety equipment, medical equipment, etc.
 - 【Specific applications】
Nuclear reactor control systems, aircraft, aerospace equipment, submarine repeaters, life support equipment and systems, etc.
3. Although Shindengen continuously endeavors to enhance the quality and reliability of its products, customers are advised to consider and take safety measures in their design, such as redundancy, fire containment and anti-failure, so that personal injury, fires, or societal damages can be prevented.
4. Please note that all information described or contained herein is subject to change without notice due to product upgrades and other reasons. When buying Shindengen products, please contact the Company's offices or distributors to obtain the latest information.
5. Shindengen shall not bear any responsibility with regards to damages or infringement of any third-party patent rights and other intellectual property rights incurred due to the use of information on this website.
6. The information and materials on this website neither warrant the use of Shindengen's or any third party's patent rights and other intellectual property rights, nor grant license to such rights.
7. In the event that any product described or contained herein falls under the category of strategic products controlled under the Foreign Exchange and Foreign Trade Control Law of Japan, exporting of such products shall require an export license from the Japanese government in accordance with the above law.
8. No reprinting or reproduction of the materials on this website, either in whole or in part, is permitted without proper authorization from Shindengen.