

# P30FE6SLK


Power MOSFETs  
60V, 30A, N-channel

## Feature

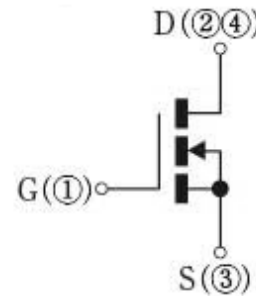
- N-channel
- SMD
- Low Ron
- 4.5V Gate Drive
- Low Capacitance
- Based on AEC-Q101
- Pb free terminal
- RoHS:Yes

## OUTLINE

Package (House Name): FE  
Package (JEDEC Code): TO-252AB similar  
Package (JEITA Code): SC-63



## Equivalent circuit



## Absolute Maximum Ratings (unless otherwise specified : Tc=25°C)

Item	Symbol	Conditions	Ratings	Unit
Storage temperature	Tstg		-55 to 175	°C
Channel temperature	Tch		175	°C
Drain-source voltage	V <sub>DSS</sub>		60	V
Gate-source voltage	V <sub>GSS</sub>		±20	V
Continuous drain current(DC)	I <sub>D</sub>		30	A
Continuous drain current(Peak)	I <sub>DP</sub>	Pulse width 10μs, duty=1/100	90	A
Total power dissipation	P <sub>T</sub>		44	W
Single avalanche current	I <sub>AS</sub>	Starting Tch=25°C Tch ≤ 150°C	23	A
Single avalanche energy	E <sub>AS</sub>	Starting Tch=25°C Tch ≤ 150°C	26	mJ

※ :See the original Specifications

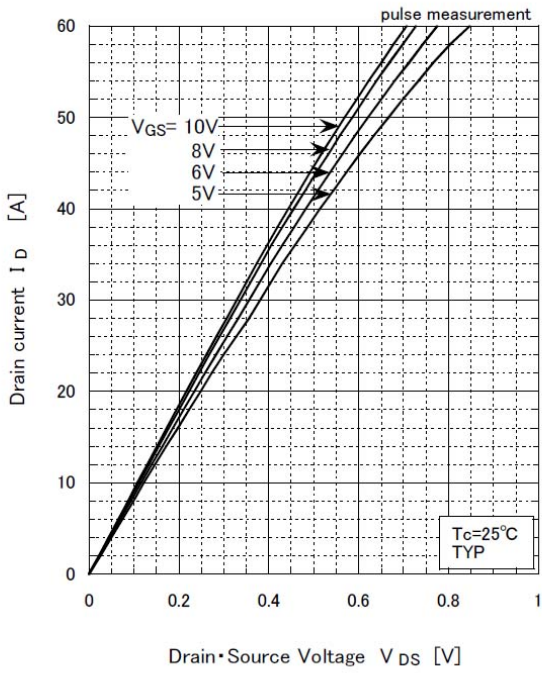
**Electrical Characteristics** (unless otherwise specified : Tc=25°C)

Item	Symbol	Conditions	Ratings			Unit
			MIN	TYP	MAX	
Drain-Source breakdown voltage	$V_{(BR)DSS}$	ID=1mA, VGS=0V	60			V
Zero gate voltage drain current	$I_{DSS}$	VDS=60V, VGS=0V			1	μA
Gate-source leakage current	$I_{GSS}$	VGS=±20V, VDS=0V			±0.1	μA
Forward transconductance	$g_{fs}$	ID=15A, VDS=10V	10			S
Static drain-source on-state resistance	$R_{DS(ON)}$	ID=15A, VGS=10V		0.0109	0.0138	Ω
Static drain-source on-state resistance	$R_{DS(ON)}$	ID=15A, VGS=4.5V		0.013	0.0175	Ω
Gate threshold voltage	$V_{th}$	ID=1mA, VDS=10V	1.5	2	2.5	V
Source-drain diode forward voltage	$V_{SD}$	IS=30A, VGS=0V			1.5	V
Thermal resistance	$R_{th(j-c)}$	Junction to case			3.4	°C/W
Total gate charge	$Q_g$	VDD=48V, VGS=10V, ID=30A		43		nC
Gate to source charge	$Q_{gs}$	VDD=48V, VGS=10V, ID=30A		9		nC
Gate to drain charge	$Q_{gd}$	VDD=48V, VGS=10V, ID=30A		11		nC
Input capacitance	$C_{iss}$	VDS=25V, VGS=0V, f=1MHz		2050		pF
Reverse transfer capacitance	$C_{rss}$	VDS=25V, VGS=0V, f=1MHz		110		pF
Output capacitance	$C_{oss}$	VDS=25V, VGS=0V, f=1MHz		216		pF
Turn-on delay time	$t_{d(on)}$	ID=15A, RL=2Ω, VDD=30V, Rg=0Ω, VGS(+)=10V, VGS(-)=0V		6		ns
Rise time	$t_r$	ID=15A, RL=2Ω, VDD=30V, Rg=0Ω, VGS(+)=10V, VGS(-)=0V		18		ns
Turn-off delay time	$t_{d(off)}$	ID=15A, RL=2Ω, VDD=30V, Rg=0Ω, VGS(+)=10V, VGS(-)=0V		29		ns
Fall time	$t_f$	ID=15A, RL=2Ω, VDD=30V, Rg=0Ω, VGS(+)=10V, VGS(-)=0V		11		ns
Diode reverse recovery time	$t_{rr}$	IF=30A, VGS=0V, di/dt=100A/μs		42		ns
Diode reverse recovery charge	$Q_{rr}$	IF=30A, VGS=0V, di/dt=100A/μs		50		nC

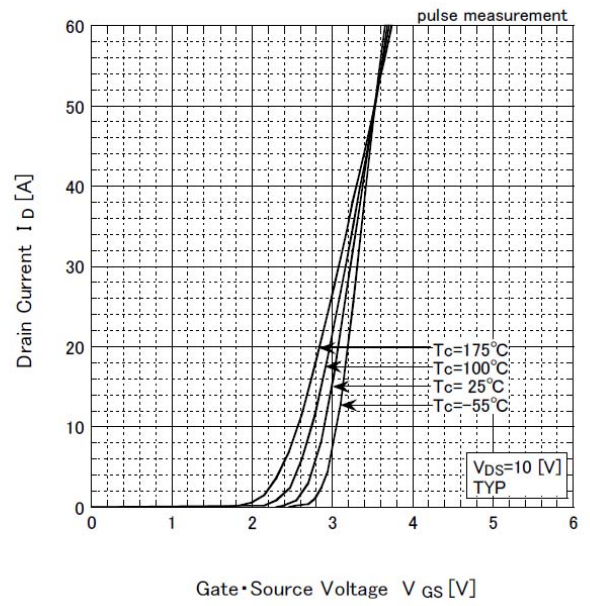
※ : See the original Specifications

# CHARACTERISTIC DIAGRAMS

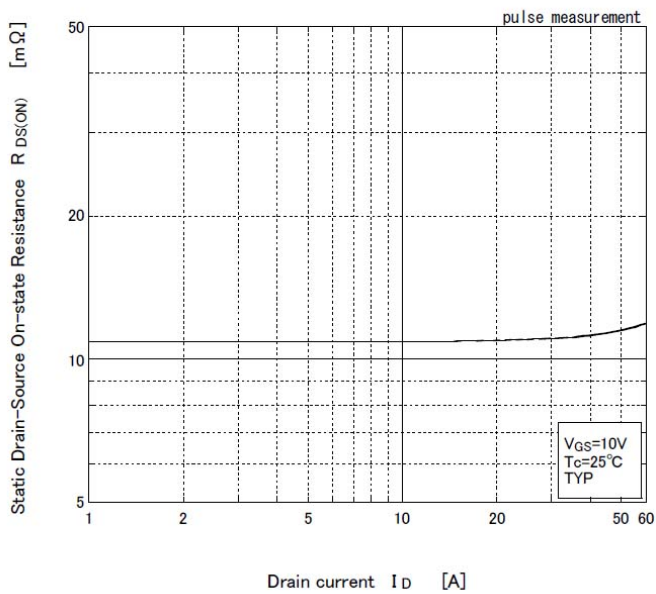
Typical Output Characteristics



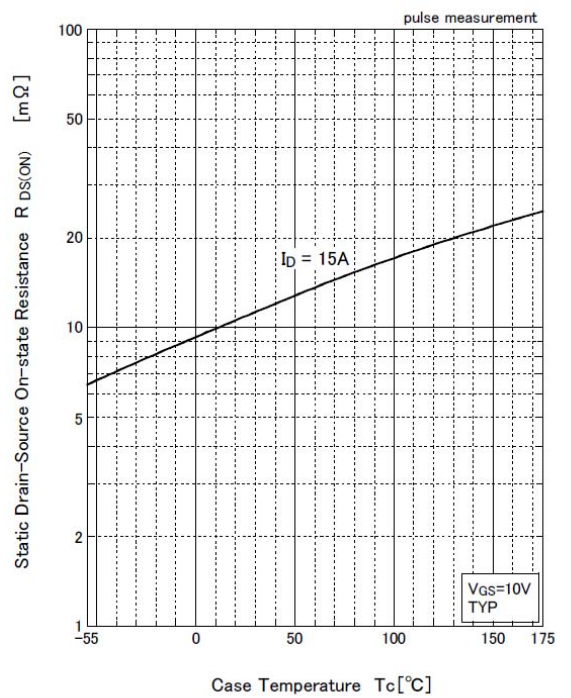
Transfer Characteristics

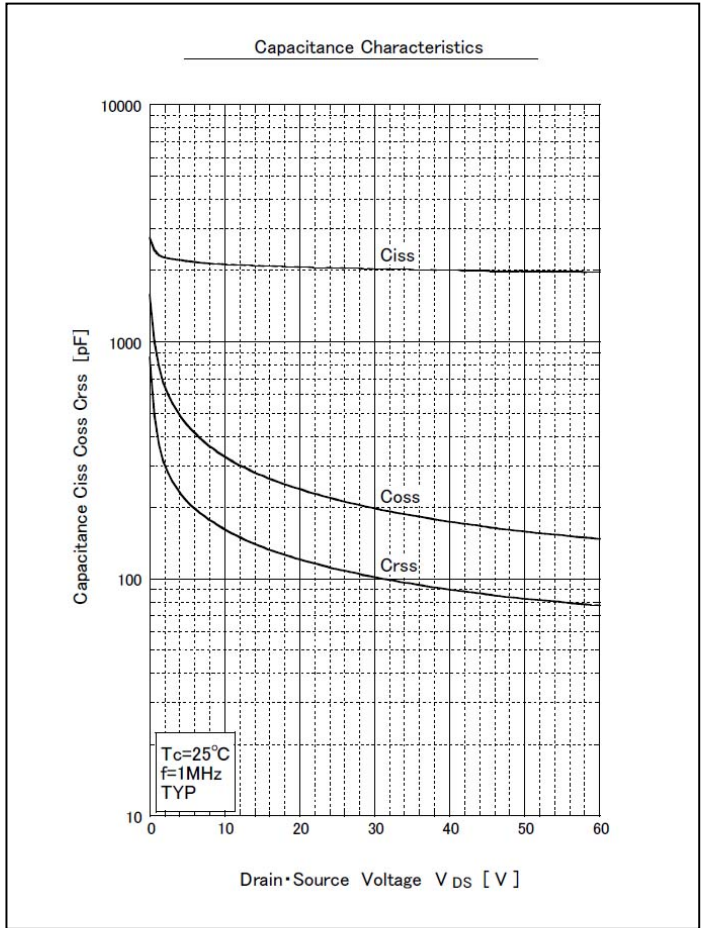
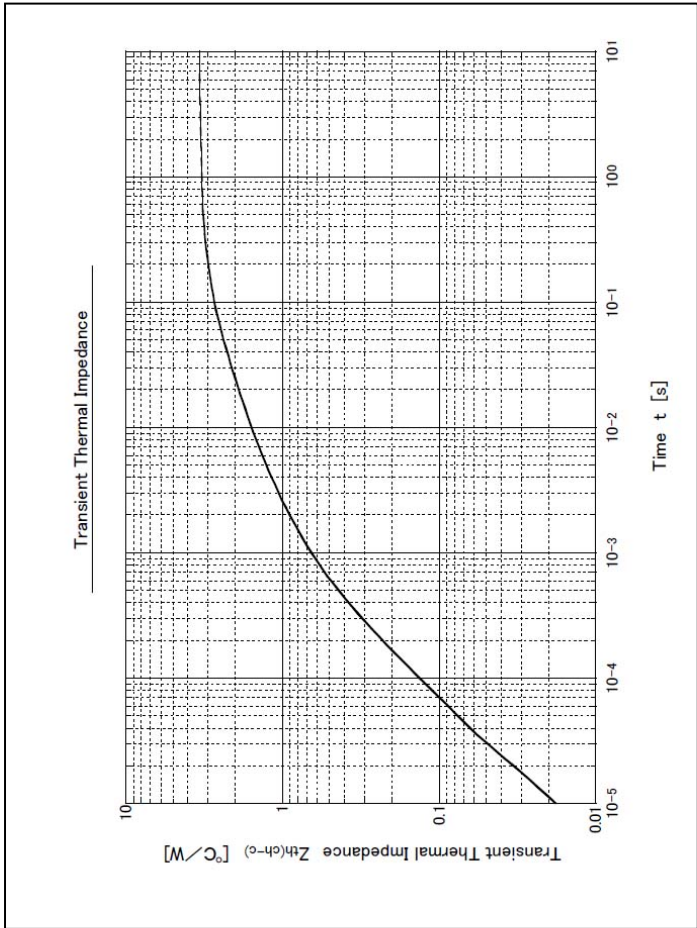
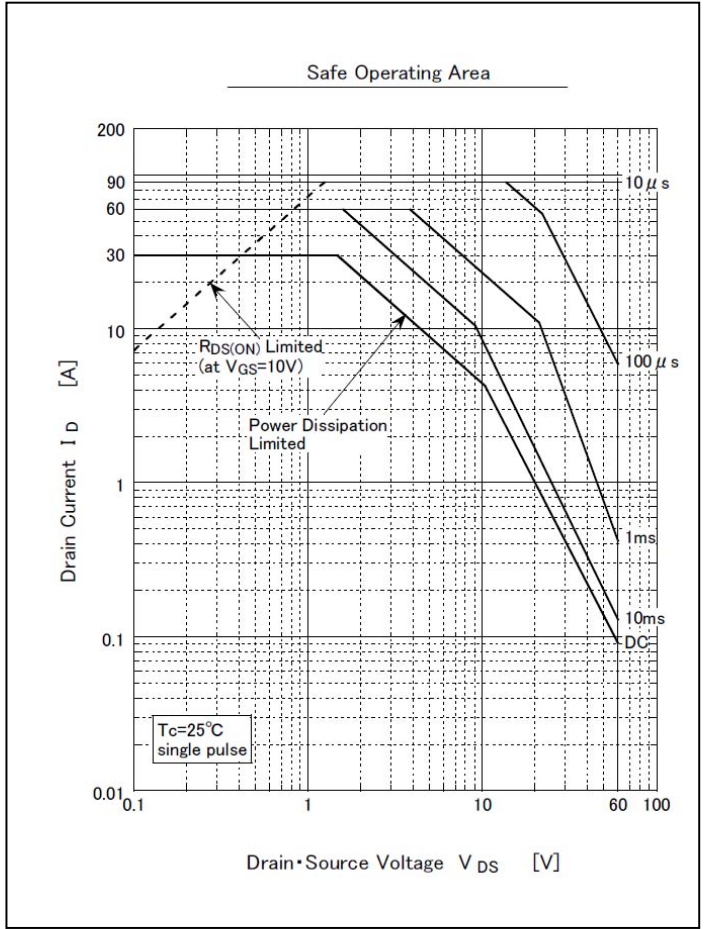
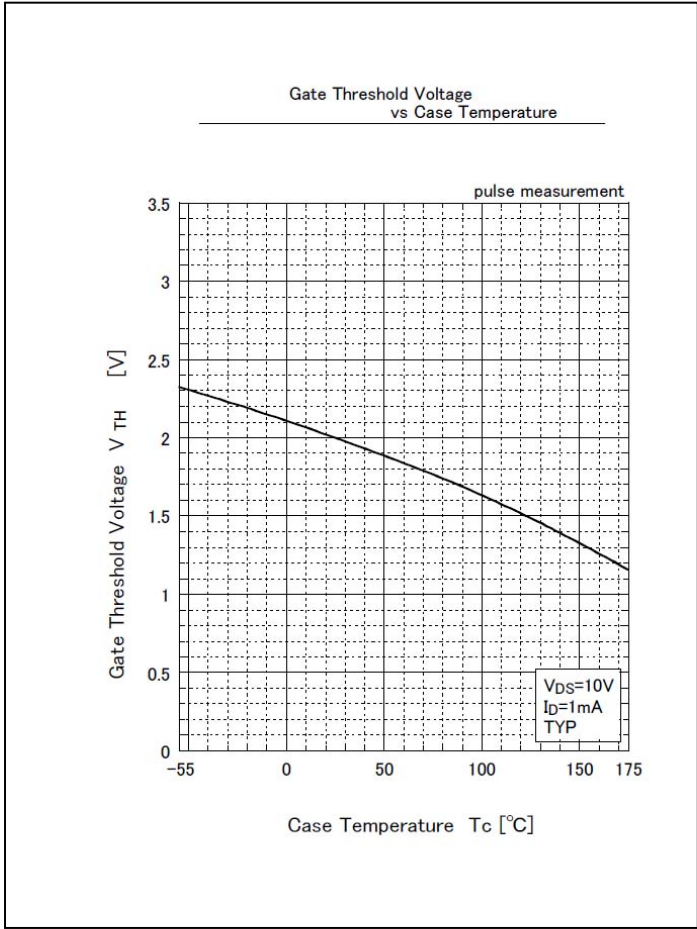


Static Drain-Source On-state Resistance vs Drain Current

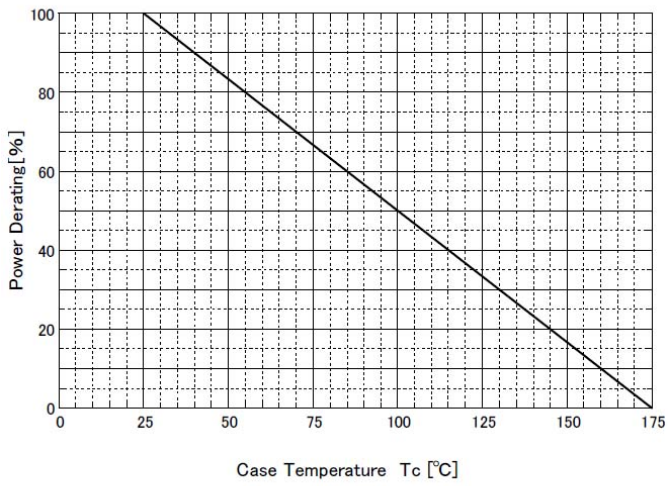


Static Drain-Source On-state Resistance vs Case Temperature

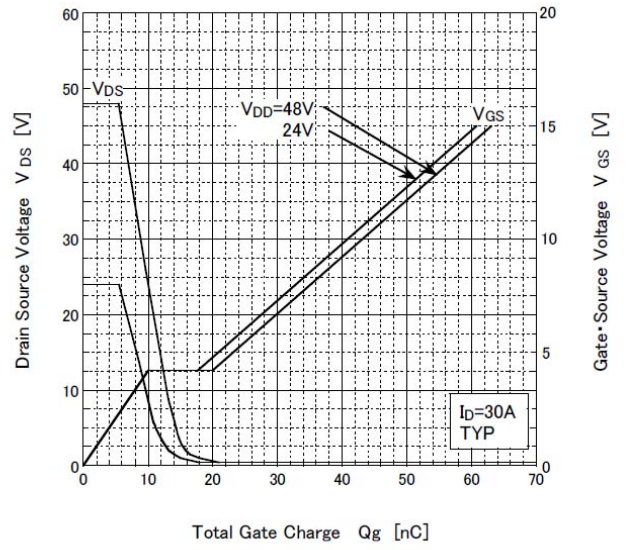




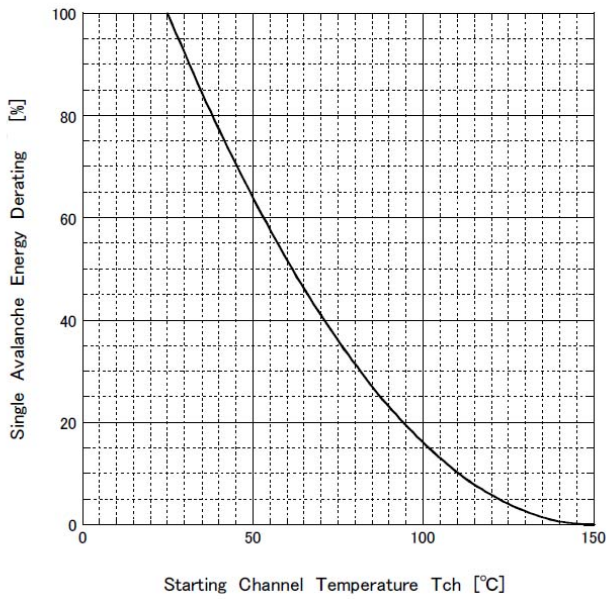
Power Derating - Case Temperature



Gate Charge Characteristics

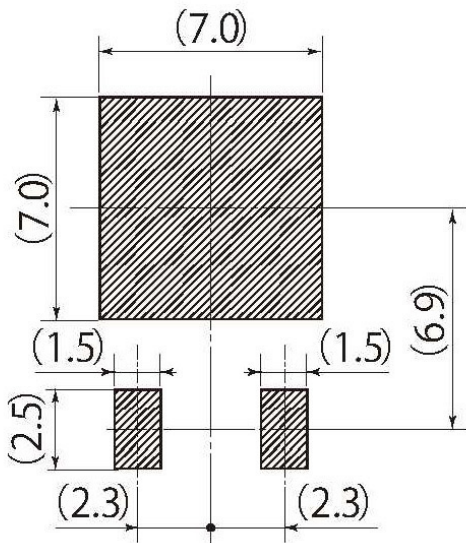
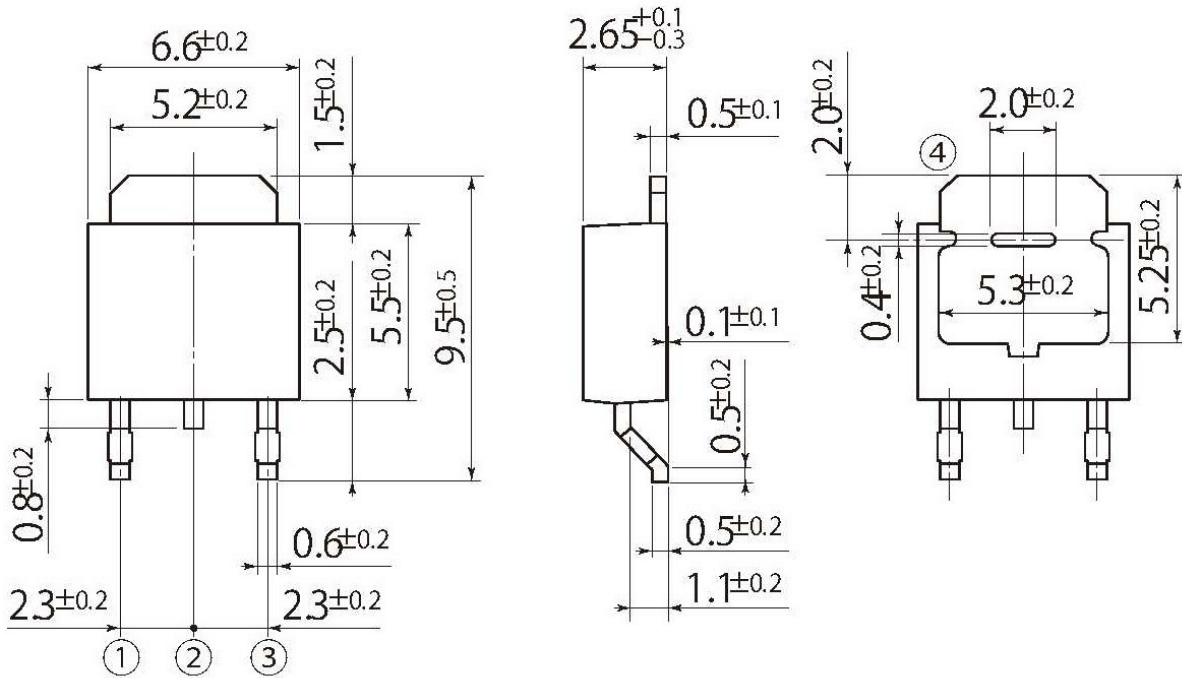


Single Avalanche Energy Derating vs Channel Temperature



G3

JEDEC Code	TO-252AB similar
JEITA Code	SC-63
House Name	FE



Referential Soldering Pad

• Optimize soldering pad to the board design and soldering condition.

## Notes

1. If you wish to use any such product, please be sure to refer to the specifications issued by Shindengen.
2. All products described or contained herein are designed with a quality level intended for use in standard applications requiring an ordinary level of reliability. If these products are to be used in equipment or devices for special or specific applications requiring an extremely high grade of quality or reliability in which failures or malfunctions of products may directly affect human life or health, a local Shindengen office must be contacted in advance to confirm that the intended use of the product is appropriate. Shindengen products are grouped into the following three applications according to the quality grade.
  - 【Standard applications】  
Computers, office automation and other office equipment, communication terminals, test and measurement equipment, audio/visual equipment, amusement equipment, consumer electronics, machine tools, personal electronic equipment, industrial equipment, etc.
  - 【Special applications】  
Transportation equipment (vehicles, ships, etc.), trunk-line communication equipment, traffic signal control systems, anti-disaster/crime systems, safety equipment, medical equipment, etc.
  - 【Specific applications】  
Nuclear reactor control systems, aircraft, aerospace equipment, submarine repeaters, life support equipment and systems, etc.
3. Although Shindengen continuously endeavors to enhance the quality and reliability of its products, customers are advised to consider and take safety measures in their design, such as redundancy, fire containment and anti-failure, so that personal injury, fires, or societal damages can be prevented.
4. Please note that all information described or contained herein is subject to change without notice due to product upgrades and other reasons. When buying Shindengen products, please contact the Company's offices or distributors to obtain the latest information.
5. Shindengen shall not bear any responsibility with regards to damages or infringement of any third-party patent rights and other intellectual property rights incurred due to the use of information on this website.
6. The information and materials on this website neither warrant the use of Shindengen's or any third party's patent rights and other intellectual property rights, nor grant license to such rights.
7. In the event that any product described or contained herein falls under the category of strategic products controlled under the Foreign Exchange and Foreign Trade Control Law of Japan, exporting of such products shall require an export license from the Japanese government in accordance with the above law.
8. No reprinting or reproduction of the materials on this website, either in whole or in part, is permitted without proper authorization from Shindengen.